

High Current Low Pass Filter




Figure 1. Physical Photo of ATLS20A5V

FEATURES

- Maximum output current: 20A
- Wide output voltage: 0V ~ 5V
- Low temperature rise: 35°C
- Operating temperature: -20°C ~ 50°C
- Compact size

ATTENUATION VS.FREQUENCY

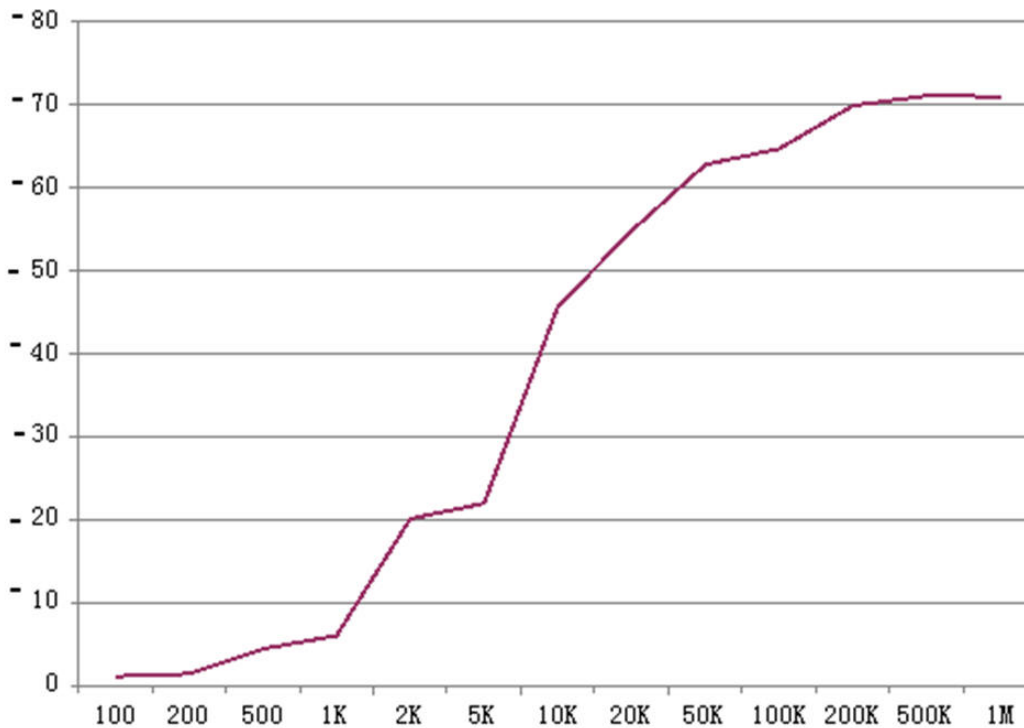


Figure 2. Attenuation Vs. Frequency

APPLICATIONS

Filter the noise for power supply, laser drivers and other devices.

DESCRIPTIONS

The filter is a device designed to filter the ripples of laser driver, the output of which will not be influenced by the filter. The input voltage ranges from 0V to 5V, the current is from 0A to 20A.

This filter can be mounted on the power supply, laser driver and other devices which need to filter noise.

It can filter the noise of 10 KHz ~ 1 MHz of the power supply and laser drivers and can attenuation about 70dB, eliminating the negative influences against the output of the laser driver by the power supply.

CONNECTOR FUNCTIONS

As shown in Figure 3, the filter has two connectors, one of which on the left is connected to the laser driver. The outputs of the laser driver are connected to the input A and input B of the filter respectively. The output A and output B of the connector on the right are connected to the load.



MECHANICAL DIMENSIONS

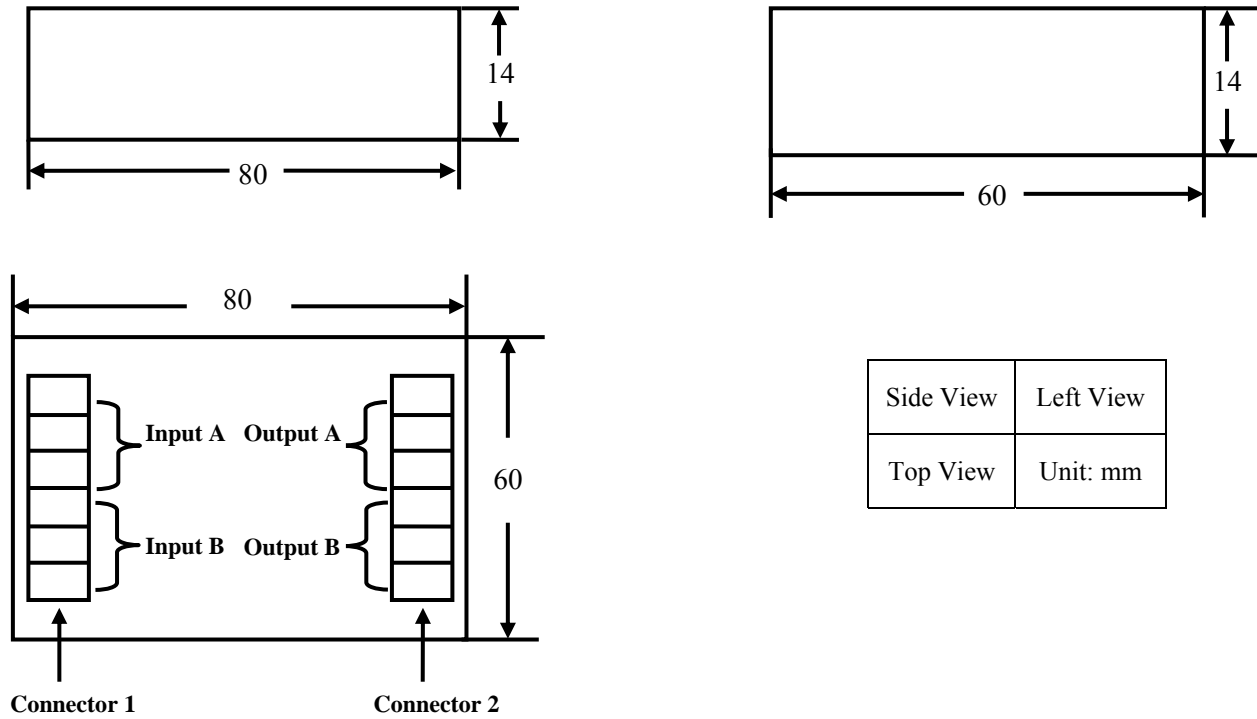


Figure 3. Pin Names and Locations

ORDERING INFORMATION

Table 1. Unit Price

Quantity	1 – 4	5 – 24	25 – 99	≥100
ATLF20A5V	\$179	\$169	\$159	\$149



NOTICE

1. ATI warrants performance of its products for one year to the specifications applicable at the time of sale, except for those being damaged by excessive abuse. Products found not meeting the specifications within one year from the date of sale can be exchanged free of charge.
2. ATI reserves the right to make changes to its products or to discontinue any product or service without notice, and advise customers to obtain the latest version of relevant information to verify, before placing orders, that information being relied on is current and complete.
3. All products are sold subject to the terms and conditions of sale supplied at the time of order acknowledgment, including those pertaining to warranty, patent infringement, and limitation of liability. Testing and other quality control techniques are utilized to the extent ATI deems necessary to support this warranty. Specific testing of all parameters of each device is not necessarily performed, except those mandated by government requirements.
4. Customers are responsible for their applications using ATI components. In order to minimize risks associated with the customers' applications, adequate design and operating safeguards must be provided by the customers to minimize inherent or procedural hazards. ATI assumes no liability for applications assistance or customer product design.
5. ATI does not warrant or represent that any license, either express or implied, is granted under any patent right, copyright, mask work right, or other intellectual property right of ATI covering or relating to any combination, machine, or process in which such products or services might be or are used. ATI's publication of information regarding any third party's products or services does not constitute ATI's approval, warranty or endorsement thereof.
6. IP (Intellectual Property) Ownership: ATI retains the ownership of full rights for special technologies and/or techniques embedded in its products, the designs for mechanics, optics, plus all modifications, improvements, and inventions made by ATI for its products and/or projects

Quantity	1	2~4	≥5
Price	\$583	\$533	\$500